

**INSTRUCTIONS FOR FILLING ONLINE APPLICATION
(Direct Recruitment to the Cadre of Civil Judge, 2025)**

GENERAL INSTRUCTIONS:

1. Applicants are advised to check their eligibility before proceeding to fill online application.
2. Applicants are advised to take print out of format of application form annexed to these instructions and fill & check the entries to be made by them before proceeding to fill online application to avoid any mistake in online application.
3. Applicants are required to apply only through Online Mode. No other means/mode for submission of application will be accepted. The link to fill up online application will remain active upto 05:00 PM of the last date fixed for submission of the online application. Applicants are advised to fill up the online application well in advance, without waiting for the last date, to avoid the last minute hassle.
4. Before filling up the online application, the applicants are advised to go through the instructions and detailed advertisement carefully, which are available at the link www.hcraj.nic.in “/”**Recruitment**”/“**Civil Judge Cadre, 2025**”.
5. Link “**Instructions for Filling Online Application**” is available on the “*latest updates*” link available at <http://www.hcraj.nic.in>
6. Applicants are advised to fill details in online form correctly and to check his filled in online application form and then proceed for Payment. After submission of application form with the requisite fee, details cannot be changed.
7. Applicants are advised to keep all relevant documents (Educational Certificates etc.), Scanned Photograph, Scanned Signature etc, ready before starting with the form filling process.
8. Spaces (fields) in online application are of two types: - One, in which the applicant can enter the information manually, and other, in which the applicant can select one of the options. (Selective fields are of three types - some fields are to be selected from Dropdown Menu, some are to be selected by clicking on the Radio Button and calendar for selecting Year, Month & Day one by one).
9. **Instructions for Photo / Signature and Photo ID Proof Scanning**
 1. Scan your signature, latest passport size photograph and photo ID (Front and Back) having latest photo.
 2. Save the scanned signature & passport size photograph as JPG/JPEG files with size between 10 KB - 25 KB each.
 3. Save the scanned Photo ID proof (Front and Back) as JPG/JPEG files with size between 10 KB - 50 KB each.
 4. Photograph and Signature Images should be properly cropped and must have white background.
 5. **DO NOT LEAVE** empty spaces around photo or signature.
10. Fields marked with (*), means these fields are to be filled-in mandatorily.
11. **Do Not Press F5 or Browser refresh button during the process of filling up online application.**
12. **Applicants are advised not to fill online application form simultaneously in Multiple Tabs of the Browser and in Multiple Browsers.**
13. The time of each session to fill online application is limited, therefore, applicants are advised to regularly check the remaining time displayed on the top of page while filling the online application, otherwise they will have to fill the application afresh.
14. The applicants are advised to check the details filled in and satisfy themselves that all information has been correctly filled up. If applicant finds all information correct and he/she is in agreement with declaration, may click on ‘**SAVE & MAKE PAYMENT**’ button at the bottom of this page.

“No change in the filled-in information by the applicant would be allowed after clicking on ‘SAVE & MAKE PAYMENT’ button in any case.”
15. Click on "Save & Make Payment" button at bottom of the page for final submission of online application form and for the payment of the requisite fee.

16. Applicants are advised to download the pdf file by clicking the "Print Form" button after successful submission of requisite fee. You are also advised to save this pdf file and take the print out of filled online application form.
17. If the Online Application Form is not submitted successfully then the Applicant will not be able to take Printout of Online Application form.
18. APPLICANTS ARE DIRECTED **NOT TO SEND** PRINT OUT OF ONLINE APPLICATION OR ANY DOCUMENT TO THE RAJASTHAN HIGH COURT.

STEPS FOR FILLING UP ONLINE APPLICATION

STEP ONE:

- Log in to <http://www.hcraj.nic.in>
- Click on link "**Recruitment**" provided on the home page.
- Click on it open a new link "**Recruitment**".
- This will open a page of various Recruitments.
- Now click on "**Civil Judge Cadre, 2025**" link.
- Then Click on "**Online Application Portal**".

STEP TWO:

- Online Application Portal.
- Applicants have two Options as "**Login**" and "**Registration Now**".
- First time user click on "**Registration Now**".
- Before/During Registration applicant is required to verify his/her Mobile Number by **OTP**.
- Username must be minimum five characters.
- Password should be between 7 to 15 characters and must contain at least one numeric digit and one special character.
- Applicant must have completed his/her "Registration" before filling Online Application form (All Fields are mandatory in the Registration Form).
- "**After the successful Registration Applicant will receive SMS of his / her USERNAME on registered Mobile Number.**"

Note: "Applicants are advised to remember their "Username" and "Password" for further Process".

STEP THREE:

- After successful registration, applicant can fill Online Application Form.
- For filling online application form, Applicants have to use Credentials i.e. USERNAME & PASSWORD.
- "**Successful saving of Online Application form doesn't mean the Successful Submission of Form.**"

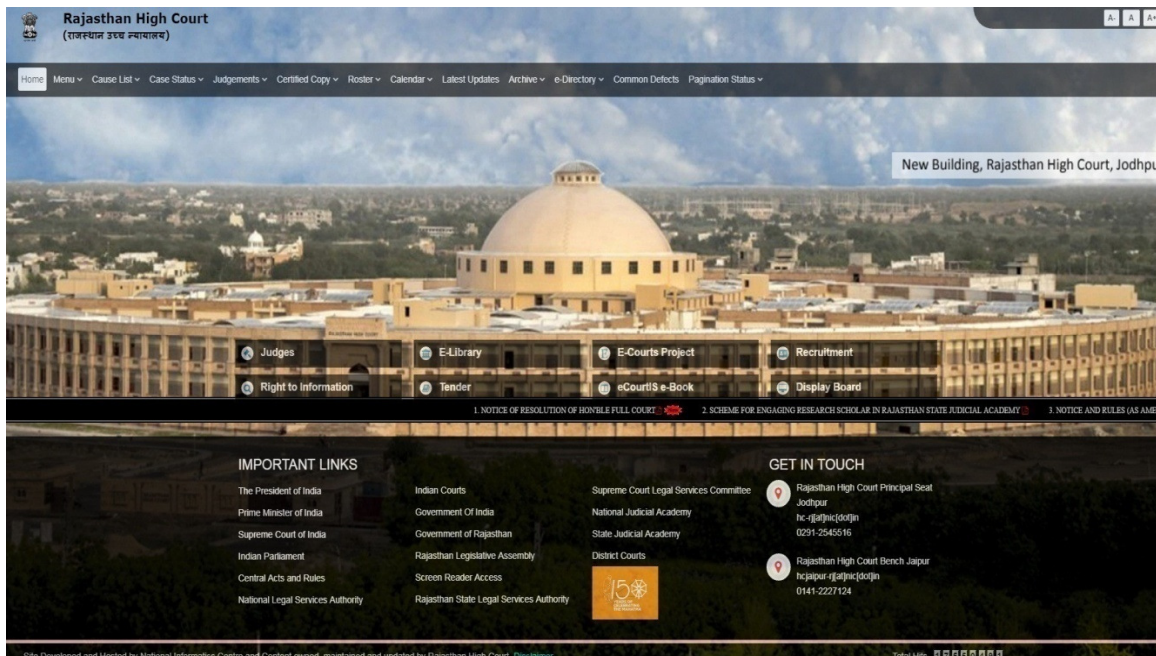
STEP FOUR:

- After the saving the filled in Online Application Form successfully, Applicant must have to deposit requisite Fee by Click on "**Make Payment**" Option.
- Mode of payment will be online only.
- Due to any reason, applicant fails to deposit the fees then applicants have option as "**Make Payment**" at their Home Page. They can "**LOGIN**" by using their Credentials.
- "**After successful payment of fees, Applicant will receive SMS on his / her registered Mobile Number.**"
- Applicant may download his/her application form with the help of option '**Print Application**' at Home Page"
- "**If the Online Application Form is not submitted successfully, Applicant will not be able to get the Printout of Application form**".

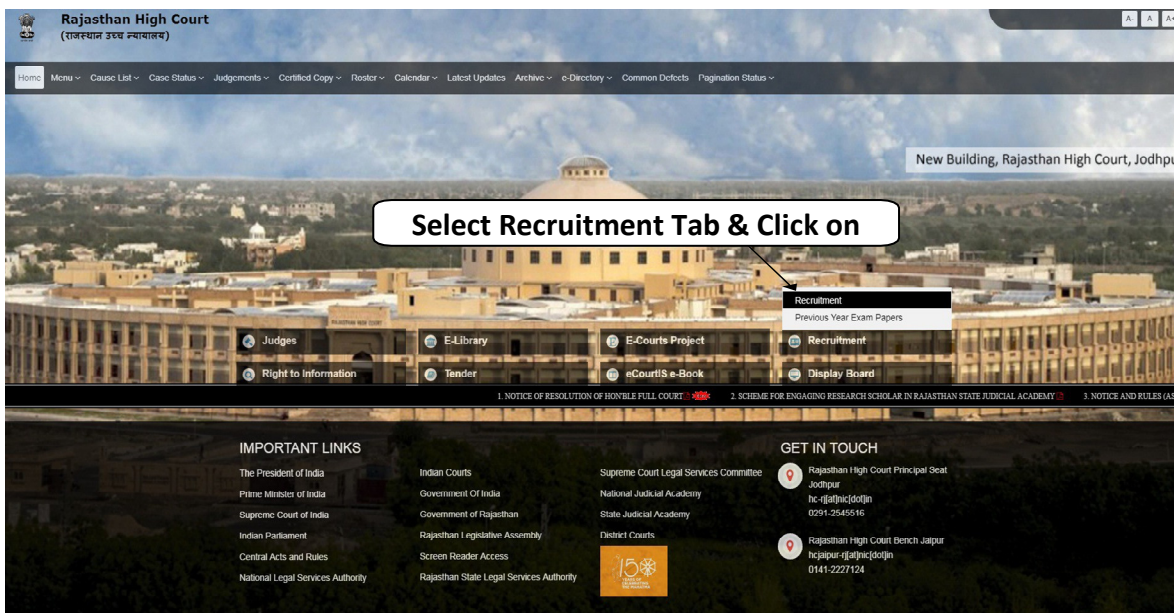
USER MANUAL

Direct Recruitment to the Cadre of Civil Judge, 2025

1. Open the official website of **RAJASTHAN HIGH COURT** using the link <https://hcraj.nic.in>



2. Click on “**Recruitment**” Tab and Select “**Recruitment**” Option.



3. Select the link “[Civil Judge Cadre, 2025](#)”



4. Select "Online Application Portal" Link

RECRUITMENT - Civil Judge Cadre, 2025

[Online Application Portal](#)

15 records Search:

| Date | Detail |
|------------|---|
| 27.02.2025 | Advertisement for Direct Recruitment to the Cadre of Civil Judge 2025 |

Showing 1 to 1 of 1 entries

5. Click on "Register Now" option


RAJASTHAN HIGH COURT, JODHPUR
Direct Recruitment to the Cadre of Civil Judge, 2025

Online Application Portal

- [Home](#)
- [Detailed Advertisement](#)
- [Instructions & User Manual](#)
- [Important Dates](#)

Already Registered ?

If you have already created a user account, please log in using your username and password.


[Login](#)

New User ?

A user account is required to fill online Application Form. Once you have created an account, you can sign in at any time to apply.

[Register Now](#)

Site Developed, Maintained and Updated by Rajasthan High Court.


RAJASTHAN HIGH COURT, JODHPUR
Direct Recruitment to the Cadre of Civil Judge, 2025

[Log in](#)

Registration Form

Applicant's Name* : Father's Name* : Mother's Name* :

Gender* : Male Female Date of Birth* :

Mobile No.* : [Verify](#) Email Address* :

Username* : Password* : Confirm Password* :

h68fs7

Enter above captcha code here :

Can't read the code? [click here](#) to refresh.

[Register →](#)

Have an account? [Log In](#)


Note:-

- i) For filling online application form, Applicant must have registered.
- ii) If already registered, then applicant can login by clicking Login Button. Fill all the details in **Registration Form** & Click on **Register** Button

Note:-

- i) **Fill in all the details correctly; details once saved will not be changed.**
- ii) Please remember Username & Password, entered in Registration Form.
- iii) After entering Mobile Number click on **Verify** Button for verification using OTP. OTP will be received on the mobile no. entered. Enter the received OTP in the text box and Click on **Verify Now** button.
- iv) After successful registration, the user will receive SMS on the registered Mobile no.

6. After Successful Registration, Home page will be displayed. Select on “**Fill Form**” Option.



RAJASTHAN HIGH COURT, JODHPUR
Direct Recruitment to the Cadre of Civil Judge, 2025

Online Application Portal

You are currently logged in as:

Your Session Expires in : 29:56

- [Home](#)
- [Fill Form](#)
- [Log Out](#)

Application Status

| | |
|----------------------|---------------------------|
| Registration Status | Registered Successfully ! |
| Enrollment Status | Enrollment Pending |
| Payment Status | Payment Pending |
| Form Download Status | Form Not Downloaded |

Site Developed, Maintained and Updated by Rajasthan High Court.



RAJASTHAN HIGH COURT, JODHPUR

Direct Recruitment to the Cadre of Civil Judge, 2025

Your Session Expires in : 29:36

Online Application Form

1. Applicant Details

| | | |
|---|--|--------------------------------|
| (1.1) Applicant's Name :* | (1.2) Father's Name:* | (1.3) Mother's Name:* |
| <input type="text"/> | <input type="text"/> | <input type="text"/> |
| (1.4) Gender :* | (1.5) Marital Status : * | (1.6) Bonafide Resident of:* |
| <input type="text"/> | <input type="text"/> | <input type="text"/> |
| (1.7) Nationality :* | (1.8) Home District :* | |
| <input type="text"/> | <input type="text"/> | |
| (1.9) Date of Birth (DD-MM-YYYY) : * | (1.10) Age as on (01-01-2026) :* | |
| <input type="text"/> | <input type="text"/> | |
| (1.11.A) No. of Children Born On or Before 25/10/2010 | (1.11.B) No. of Children Born After 25/10/2010 | (1.11.C) Total No. of Children |
| <input type="text"/> | <input type="text"/> | <input type="text"/> |

2. Category Details

| | | |
|----------------------|------------------------|-------------------------|
| (2.1) Category* | (2.2) Certificate No.* | (2.3) Certificate Date* |
| <input type="text"/> | <input type="text"/> | <input type="text"/> |

3. Special Categories

| | | |
|---|-----------------------------------|---|
| (3.1) Person with Disabilities :* | (3.1.A) Category of Disability :* | (3.1.A) Upload Disability Certificate:* |
| <input type="text"/> | <input type="text"/> | (File Size :25Kb-200Kb / File Format : .pdf) <input type="button" value="Choose File"/> No file chosen |
| (3.2) Employee serving in connection with the affairs of the State in a substantive or in a temporary capacity :* | | <input type="text"/> |
| (3.3) Ex Serviceman :* | | <input type="text"/> |

4. Address Details

| | | | |
|-----------------------|----------------------------------|----------------------|--|
| (4.1) Address :* | <input type="text"/> | | |
| (4.2) City/Village :* | (4.3) District :* | (4.4) Pincode :* | |
| <input type="text"/> | <input type="text"/> | <input type="text"/> | |
| (4.5) State/U.T.: | (4.6) Phone No. (With STD Code): | | |
| <input type="text"/> | <input type="text"/> | | |
| (4.7) Mobile No. :* | (4.8) Email-ID :* | | |
| <input type="text"/> | <input type="text"/> | | |

5. Educational Qualifications

| Name of Examination | Board / University / Institution | Year of Passing | Div./Grade |
|--|----------------------------------|----------------------|----------------------|
| (5.1) Secondary * | <input type="text"/> | <input type="text"/> | <input type="text"/> |
| (5.2) Sr. Sec./ Hr. Sec. * | <input type="text"/> | <input type="text"/> | <input type="text"/> |
| (5.3) Graduation | <input type="text"/> | <input type="text"/> | <input type="text"/> |
| (5.4) Bachelor of Law (Professional) * | <input type="text"/> | <input type="text"/> | <input type="text"/> |
| (5.5) PG / Equivalent | <input type="text"/> | <input type="text"/> | <input type="text"/> |

6. Other Information

- (6.1) Do you have more than one spouse living? Select
- (6.2) Have you accepted Dowry in your marriage? Select
- (6.3) Whether any charge sheet for committing any Offence has ever been filed against you in the Court of Law? Select
- (6.4) Whether any negative final report concerning you has ever been filed in a Court of Law? Select
- (6.5) Have you ever been convicted for any offence involving moral turpitude by a Court of Law? Select
- (6.6) Have you ever been convicted for any offence other than involving moral turpitude by a Court of Law? Select
- (6.7) Have you ever been acquitted for any offence involving moral turpitude or any other offence by a Court of Law? Select
- (6.8) Whether any criminal prosecution is pending against you? Select
- (6.9) Whether Dismissed/Removed/Terminated from service by the previous Employer? Select
- (6.10) Being an Advocate were you ever found guilty of professional misconduct? Select
- (6.11) Have you been permanently debarred or disqualified from appearing in any examination? Select

7. Declaration

I Agree : *

I have Carefully read the terms and conditions of Advertisement, instructions and relevant rules before filling online application and I hereby undertake to abide by them, particularly conditions of eligibility prescribed for recruitment.

I hereby declare and verify that all informations made in this online application are true, complete and correct. In the event of any information being found false or incorrect or the ineligibility being detected, action as deemed fit, can be taken against me by the High Court at any stage. I further declare & verify that I fulfill all the conditions of eligibility regarding age, educational qualification, experience, fitness, character etc. prescribed for admission to the Examination/Interview. I also declare that I shall not directly or indirectly influence the selection process in any manner.

I agree that the decision of Competent Committee, regarding eligibility or otherwise of the candidature, for admission to the examination shall be final. Application incomplete in any respect may be rejected without any information to me.

7. Declaration

I Agree : *

I have Carefully read the terms and conditions of Advertisement, instructions and relevant rules before filling online application and I hereby undertake to abide by them, particularly conditions of eligibility prescribed for recruitment.

I hereby declare and verify that all informations made in this online application are true, complete and correct. In the event of any information being found false or incorrect or the ineligibility being detected, action as deemed fit, can be taken against me by the High Court at any stage. I further declare & verify that I fulfill all the conditions of eligibility regarding age, educational qualification, experience, fitness, character etc. prescribed for admission to the Examination/Interview. I also declare that I shall not directly or indirectly influence the selection process in any manner.

I agree that the decision of Competent Committee, regarding eligibility or otherwise of the candidature, for admission to the examination shall be final. Application incomplete in any respect may be rejected without any information to me.

Place :*

Dated :*

8. Photograph & Signature

(8.1) Upload Photo : *

(File Size :10Kb-25Kb

File Format : jpeg/jpg) *

No file chosen

(8.2) Upload Signature : *

(File Size :10Kb-25Kb

File Format : jpeg/jpg) *

No file chosen

(8.3) Upload **Front Side** of Photo ID Proof :*

(File Size :10Kb-50Kb

File Format : jpeg/jpg)

No file chosen

(8.4) Upload **Back Side** of Photo ID Proof :*

(File Size :10Kb-50Kb

File Format : jpeg/jpg)

No file chosen

2gy6an

Enter above captcha code here :

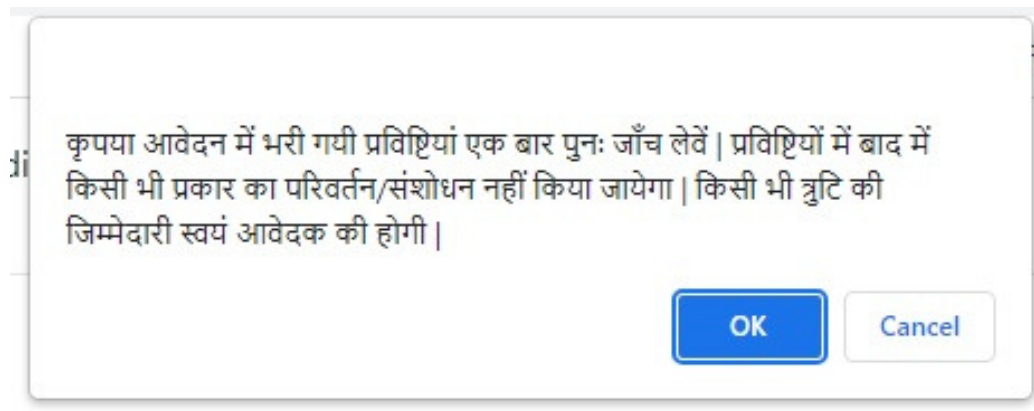
Can't read the code? click [here](#) to refresh.

7. Fill all the details in the Online Application Form and Click on **“Save & Make Payment”** Button.

8. Note:-

- i) Please fill all the details carefully. Details once saved, no change in the filled-in information by the applicant, shall be allowed after clicking on **“Save & Make Payment”** button in any case.
- ii) Please check all the details before clicking on **“Save & Make Payment”** Button.
- iii) **Successful filling of Online Application form doesn't mean the Successful Submission of Form.**

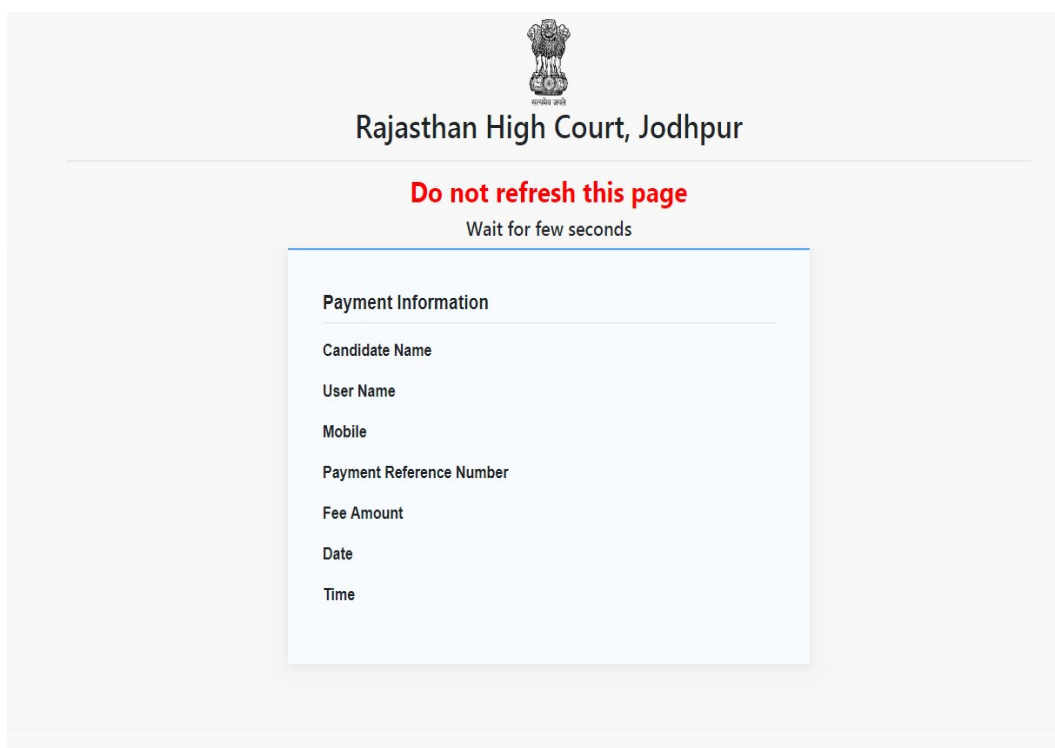
9. After clicking on **“Save & Make Payment”** button, the following popup will appear.



10. If you are satisfied with the details filled in the form then you can make the payment by clicking on the OK button, otherwise you can make necessary corrections in the details filled in the form by clicking on the cancel button.

11. After clicking on OK button, the applicant is redirect to submit the requisite fees payment option.

12. Wait for few seconds & check information.



13. Fee Payment Getaway.

The screenshot displays the Emitra Online Payment gateway interface. At the top, a blue banner reads "PAY USING paytm AND GET CASHBACK UPTO ₹1,000". Below this, a smaller banner states "Free Net Banking & UPI transactions from 01st Jan to 31st March" with the airpay logo. The main header is "Emitra Online Payment". The transaction details are: "Transaction Id : 000017874" and "Amount : ₹ 660.0". A section titled "Select Payment Method" is checked. On the left, there are three options: "Net Banking" (highlighted in orange), "Aggregator", and "UPI". On the right, there is a "SELECT A BANK" dropdown menu with the text "-- Select Bank --" and a red "Pay Now" button. At the bottom, a disclaimer reads: "Disclaimer: If your transaction is pending/failed and amount has been deducted from your bank account then this will be refunded in your bank account within 7 working days. In this case please initiate a new transaction."

14. After successful submission of payment, the user is advised to **download & take the printout of Online Application Form** for future reference using “**Print Form**” option.

15. If the Online Application Form is not submitted successfully, then the Applicant will not be able to download & take Printout of Online Application form.